

1800 Series

Small Square Balers

**HESSTON**  
by MASSEY FERGUSON

Nothing else stacks up.



## TABLE OF CONTENTS

Quality Hay Starts Here | 3

Models | 5

In-line Design | 6

Two-string Balers | 8

Three-string Balers | 10

Value & Financing | 16

Team Hesston Rodeo | 17

Specifications | 18



Hesston has proudly built high quality hay equipment for 70 years. Since 1947, Hesston has lead the way with industry leading innovations like the first self-propelled swather, the first large square baler, the first center pivot mower conditioner, plus many more made in Hesston, KS. High quality hay is what we do. High quality hay is what we know. Nobody knows hay like Hesston.



## Quality hay starts here.

Whether you bale a few acres a year or you're a commercial producer, there's one small square baler that can do it all — the Hesston® 1800 Series.

Featuring the same efficient in-line design as our industry-leading large square balers, the Hesston 1800 Series runs directly behind the tractor and straddles the windrow like

a round baler. It offers benefits you just won't find with conventional side-feed designs. Bottom line, you'll just get better hay.

Read on. And we'll give you plenty of reasons why the Hesston 1800 Series is simply a better square baler, right on down the line.

### Hesston 1800 Series

#### Small Square Balers



#### **Hesston 1800 small square balers.**

Another promise kept. Because that's what you demand, that's what we do and that's what makes all the difference.

## Hesston knows hay.

At Hesston, we've always promised to help hay professionals produce the highest quality, highest nutrient, highest value hay possible. And since 1947, we've delivered on that promise, time and again.

Today, we're proud to say we're the number one choice of producers in North America. And we intend to go right on earning that distinction, with the kind of quality hay tools you just can't get anywhere else. Like the Hesston 1800 Series small square balers. Nothing in their class compares.

With every model in the Hesston 1800 Series, you'll get increased capacity, proven Hesston reliability and top-notch small square baler performance. Not to mention our proprietary in-line design.





## Better bales, six ways from Sunday.

From the time hay enters the wide, low-profile pickup until it drops out the back as a finished bale, the crop follows a straight path. There are no right-angle turns and no high pickup lifts to shake or tear valuable leaves from the stems. Instead, the crop is lifted about half as

high as on competitive models and fed straight into a pre-forming chamber that actually forms each flake before sweeping it into the bale chamber. It all adds up to higher-quality bales that are easier to stack and easier to feed.

Model	Bale Size	Required PTO HP	No. of Knotters
1836	14" x 18" (356 x 457 mm)	45 (34 kW)	2
1838	14" x 18" (356 x 457 mm)	45 (34 kW)	2
1840	14" x 18" (356 x 457 mm)	50 (37 kW)	2
1842	16" x 18" (406 x 457 mm)	50 (37 kW)	2
1844N	15.75" x 22" (400 x 559 mm)	80 (60 kW)	3
1844S	15" x 22" (381 x 559 mm)	80 (60 kW)	3

See complete specs on page 18.

### Hesston 1800 Series small square balers

- ✧ *Versatile performance*
- ✧ *Solid reliability*
- ✧ *Industry-exclusive in-line design*
- ✧ *Solid, brick-shaped bales*
- ✧ *Denser bales with consistent leaf distribution*



## Yes, we have no bananas. [The straight facts on our in-line design.]

*Thanks to our in-line design, every bale is easier to handle, stack and feed. Plus, our bales are denser, with more consistent bale flakes and less leaf loss.*

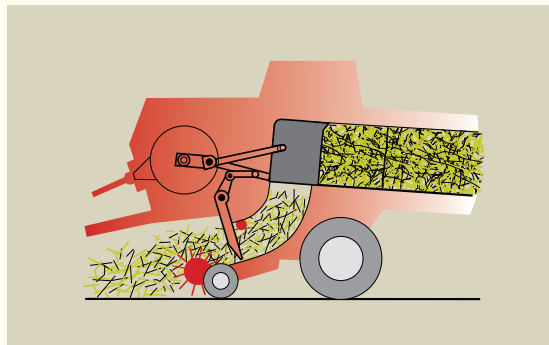
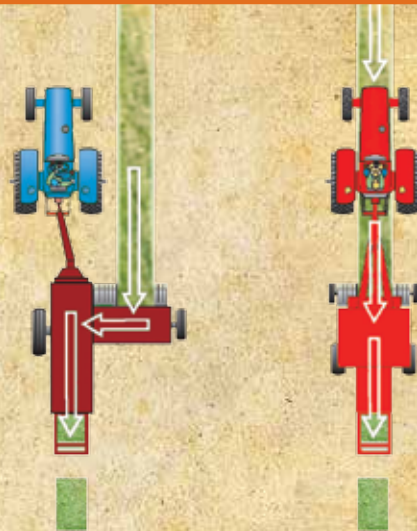
Good-bye flimsy, banana-shaped bales that fall apart at the drop of a hat. The Hesston 1800 Series delivers bales that are consistently higher quality and uniform in shape.

On competitive balers, the plunger has to form, cut and compress the hay that's side-delivered through the bale chamber into an individual bale slice. On the Hesston 1800 Series, these operations are evenly distributed between the pre-forming chamber, packer/stuffer and plunger, which helps minimize peak loading on the

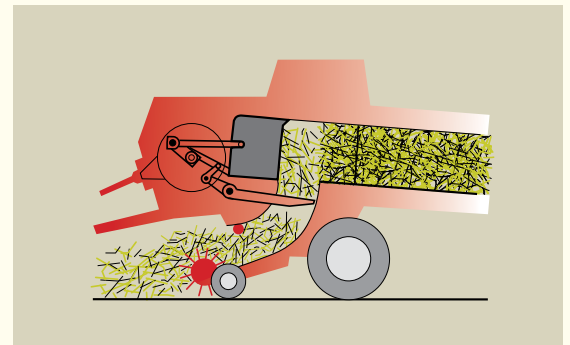
entire drive system. And because each bale flake is pre-formed before it goes into the bale chamber, the nutritious leaves are more evenly distributed and the same amount of crop is distributed to each side of the bale. The result is uniform bale density from top-to-bottom, side-to-side and end-to-end.

### Better in the field. Better on the road.

The benefits of in-line design go far beyond better shaped bales. Because field and road positions are one in the same, you save time when you're on the move. It also means the baler and any wagon pulled behind it are towed in a straight line, for less twist or strain on the baler frame. And the baler can adjust to ground contours faster and easier, since flotation tires are of equal size on both sides of the machine.



Crop flows in a straight line from the low profile pickup to the stuffer and into the pre-compression chamber forming a square, equally dense flake. The direct line of crop flow evenly distributes leaves throughout the bale flake for increased palatability.



Flakes then enter the bale chamber through the bottom. Since the pre-compression chamber begins building bale density before the crop enters the bale chamber, plunger load is reduced, lowering horsepower requirements and increasing baling capacity.



## Simply better from every angle.

1

To provide additional pick-up capacity, particularly in large windrows and uneven crops, the **pickup** cross augers have been enhanced.

2

A new **packer fork** with revised spacing significantly increases feeder capacity in a wide range of crops and conditions.

3

To maintain field uptime, a **larger twine box** has been introduced on certain models. This will enable up to 10 balls of twine to be carried.

4

To ensure consistent bale shape in all conditions and maintain uniform density, the **OptiForm™ bale chamber** has been extended by 18 inches.

5

To boost the efficiency of the knotters, an optional **cleaning fan** can be added through our high performance package, which also includes hydraulic bale density control.





The right model  
for any operation.

## Two-string balers. One-of-a-kind productivity.

### **Hesston 1836 – A strong start**

The Hesston 1836 is designed for the hay producer or livestock owner who needs a strong, reliable baler for a minimal number of acres. The 1836 churns out 14 x 18-inch bales with a plunger speed of 92 strokes per minute and a pickup width of 73.5 inches. Yet it's built tough enough to pull a loaded bale wagon over rolling terrain — an important factor when the bale thrower option is added.

### **Hesston 1838 – A step up in performance**

For the medium-sized operator who needs a little more capacity, the Hesston 1838 offers a faster plunger speed and wider pickup. Its 42 double tines and 89-inch pickup sweep in wider windrows with less raking for less crop leaf loss. Combine that with its 100 strokes per minute plunger speed and you have a machine that delivers productivity in any kind of crop.





### **Hesston 1840 – Tops in 14 x 18-inch balers**

The Hesston 1840 is the leader in high-capacity baling and rugged reliability. Pickup capacity and feeder capacity are critical in large, uneven and varying crop conditions. Features include 10-ball twine storage, an adjustable drawbar that allows attachment to a wider range of tractors and a knotter fan (optional) to keep the knotters clean. All are part of the high-performance package that also includes the hydraulic bale density system. We've also added 18 more inches to the OptiForm bale chamber, compared to the Hesston 1839. This ensures even greater consistency in bale shape and density.

### **Hesston 1842 – Maximum productivity**

With its 16 x 18-inch bale chamber and 91-inch pickup, the Hesston 1842 is the perfect machine for high-volume hay producers and custom operators who mechanically load and transport a lot of hay.

A total of 56 double tines on four tine bars sweep up the heaviest windrows without fear of damage, thanks to slip and over-running clutch protection. Other heavy-duty features include eight sealed plunger bearing rollers, a number 80 packer drive chain, a 10-ball twine box and 31 x 13.5 or 31 x 15 8-ply flotation tires. So don't hold back. The Hesston 1842 is built to handle it, day in and day out.



*Whether you're a livestock owner or hay producer, there's a Hesston small square baler to fit your needs.*





## The three-string baler that won the West.

Looking for a high-capacity three-string baler that meets the handling and transportation needs of the western market? Hesston offers not one, but two excellent choices. Go with the Hesston 1844S for high-quality bale flakes and rock solid 15 x 22-inch bales that load and stack like bricks. Or, for bales that measure slightly larger (15.75 x 22 inches), choose the Hesston 1844N. Both produce bales that average 48 inches in length and weigh up to 180 pounds at normal baling moisture.

Each baler tows directly behind the tractor and straddles the windrow for true in-line baling.

The in-line position also offers a narrower transport width — only 8 feet, 6 inches — for safer roading and easier maneuvering. And each comes with 12-ball twine storage.

### Take full control

Convenient doesn't begin to describe the Hesston 1844S/1844N monitoring console, which offers oversight and remote control of both the bale flake counter and bale density.

*Like every Hesston by Massey Ferguson® square baler, both the 1844S and 1844N allow the crop to move in a straight line from the pickup to the bale chute. It's a difference you'll see in every bale — and a benefit you'll appreciate when it's time to load the trucks.*







### **Consistent bale weight and density**

The hydraulic density control system automatically senses and adjusts bale density to produce bales that could be clones of each other in terms of weight and density. Bale density can be adjusted from the tractor cab, too, as crops and conditions change.



### **TLC for the knotters**

An automatic knoter lube system lubricates 18 critical bearing surfaces each time the knotters complete a tying cycle. A blower fan keeps trash buildup to a minimum for increased reliability and smoother operation. And the split frame design makes service quicker and easier.







*Bale Thrower Kit*

### **Add your choice of bale-handling options**

#### **The Bale Thrower Kit\***

Increase productivity in the field and reduce labor with this kit that allows you to fill even the largest wagons without wrestling bales by hand. Compatible with Hesston 1836, 1838 and 1840 balers.

*\*Please see specifications on page 19.*

#### **Bale Chute Extension Kit**

Most commonly used to unload bales straight from the baler to a wagon, this kit works specifically with the bale chute.

#### **Wagon Hitch Kit**

Used in conjunction with the bale chute, bale thrower kit or extension kit, this telescoping hitch allows you to pull a wagon through the field, behind the baler. It should not be used to pull loaded wagons or other vehicles on the road.





**Hesston** is all about helping hay producers get where they're going. And because the Hesston 1800 Series and any wagon pulled behind it are towed in a straight line, getting there is safer than ever.

### **Bale Chute Quarter Turn Kit**

This kit lets you turn bales 90° and drop them on the ground with the twines on the sides of the bale, for pickup with an automatic stacking bale wagon. It can be set up to turn bales to the right or left or to drop them with the twines on top, like the regular bale chute.


### **HayBoss G2™ Preservative System**

The bale chamber frame on Hesston 1800 Series balers is already equipped with mounting points for the HayBoss G2 Hay Preservative System. It includes a 110-gallon tank, in-cab monitor and automatic applicator. For additional information and downloadable literature on the HayBoss family of products, visit [agcoparts.com/hay/hayboss](http://agcoparts.com/hay/hayboss).



*HayBoss G2 Preservative System*





**We know hay.**

*They say nobody knows hay like Hesston.*

*But the truth is, someone else does.*

*Just ask those farmers who spend  
their lives producing it.*

*They know hay. They know Hesston.  
And they know we're in this together.*







*After all, the quality of their hay determines their quality of life. And they need a partner they can rely on.*

*Since 1947, we've been right there, swath after swath, field after field, season after season, doing all we can to make them more efficient. More productive. More successful.*

*In other words, we've kept our promises.*

*And we've been rewarded with a loyalty that's humbling.*

*Yes. Hesston knows hay.*

*And our mission is to provide the help that hay farmers need. Any way we can.*

*Because we're in this together.*

*And we wouldn't have it any other way.*





## Invest wisely.

Hesston has built a worldwide following by building machines that last. We go the extra mile right from the start, so our balers go the extra mile for years to come. Maybe that's why our small square balers have been the market leader for the past three decades. Best of all, if you ever decide to trade in your Hesston 1800 Series baler, the resale values are the highest in the industry. That's because they come with a built-in reputation for durability. And they come from a brand that has served farmers since 1947.

### **LOW-RATE, FLEXIBLE FINANCING**

*Your Hesston by Massey Ferguson dealer and AGCO Finance offer attractive financing to ensure the Hesston 1800 Series small square balers will fit your operating budget. Rates as low as 0% APR and financing terms make it easy to buy, lease or rent.*

---

*We're number one in hay.  
And every bale proves why.  
Whether you're a large  
producer or small, we have  
just the baler you need.*





## We're always at your service.

If you're like most farmers, when you find that perfect piece of equipment, it becomes almost like part of your family. And when you buy a Hesston 1800 Series baler, you instantly become part of ours. Our network of dealers understands what owning a commercial-grade baler really means. They'll advise and support you through the selection process, the buying process, through operation, maintenance and beyond. Equally important, they realize that you have to be ready to bale 24 hours a day, seven days a week. Because our dealers share your passion for farming, they're happy to share their knowledge to keep you working happy, no matter the hour. After all, you're family. And there's nothing we wouldn't do for family.

### All-inclusive warranty

Even our warranty is high performance. From hitch pin to bale chute, it provides one-year/unlimited hour, all-inclusive coverage on all other parts and labor. Best of all, it's backed by dealers who know how to help you make the most of it.

### Quality parts

Genuine AGCO replacement parts are manufactured to the same high standards of quality and dependability as the original parts used on the assembly line. Using original equipment parts will help keep your Hesston 1800 Series baler running like new.



*At Hesston, you're family.  
And there's nothing we  
wouldn't do for family.*

### Questions? Go to Hesston.com

Our website opens the door to all sorts of technical information, corporate support and product specifications. Visit the site today to see our full line of hay-making products and even build and price your own machine. At Hesston.com, we are always available with expert advice and quality hay-making solutions.

### Merchandise and Gifts

ShopHesstonGear.com is your one-stop source for Hesston and Team Hesston logoed products. You'll have access to hats, apparel, seasonal items, gifts and our collectable WNFR belt buckles.



### AGCO Answers

(877) 525-4384 | [agcoanswers@agcocorp.com](mailto:agcoanswers@agcocorp.com)

At AGCO, customer care isn't just a department. It's a commitment. Contact us with your questions. We'll do our best to answer them promptly or put you in touch with someone who can.




### Team Hesston Rodeo

Hesston has been an important part of professional rodeo since 1975. Team Hesston Rodeo was formed in 2013 to further expand Hesston's support of the top cowboys and cowgirls in ProRodeo.

Follow Team Hesston Rodeo as these top cowboys and cowgirls blaze their way through the ProRodeo trail on their way to Las Vegas for the NFR. They have World Championships in their sights and the power of Hesston by Massey Ferguson machinery behind them. Join Team Hesston Rodeo and be part of the new World Championship Machine. Hesston is the official farm equipment sponsor of the Professional Rodeo Cowboys Association.

*Enjoy our exclusive  
publication that offers  
insights into all the  
joys—and challenges—  
of rural life. Go to  
[myfarmlife.com](http://myfarmlife.com)  
to learn more.*



### Ride with us.



#TeamHesston

ProRodeo is a registered trademark of Professional Rodeo Cowboys Association, Inc.



BALER MODEL	1836	1838	1840	1842
<b>Bale Size</b>				
Size of chamber in. (mm)	14 x 18 (356 x 457)	14 x 18 (356 x 457)	14 x 18 (356 x 457)	16 x 18 (406 x 457)
Bale length in. (mm)	12 to 52 (305 to 1,321)	12 to 52 (305 to 1,321)	12 x 52 (305 x 1,321)	12 to 52 (305 to 1,321)
<b>Dimensions &amp; Weight</b>				
Length				
w/o bale chute in. (mm)	168 (4,267)	168 (4,267)	182 (4,267)	202 (5,121)
w/bale chute in. (mm)	204 (5,182)	204 (5,182)	218 (5,182)	244 (6,187)
w/bale thrower in. (mm)	240 (6,096)	240 (6,096)	254 (6,096)	N.A.
Width (overall) in. (mm)	93 (2,362)	101 (2,565)	101 (2,565)	104 (2,652)
Height w/shielding in. (mm)	65 (1,651)	65 (1,651)	65 (1,651)	66 (1,676)
Baler weight, approx. lbs. (kg.)	2,700 (1,224)	3,050 (1,384)	3,500 (1,587)	4375 (1,985)
<b>Tires</b>				
Flotation	9.5L x 14, 6 Ply	11L x 14, 6 Ply	31 x 13.5-15, 8 Ply	31 x 13.5-15, 8 Ply
<b>Pickup</b>				
Width				
Tine to tine in. (mm)	54.6 (1,387)	70.2 (1,782)	70.2 (1,782)	70.2 (1,782)
Inside panel to panel in. (mm)	61.1 (1,552)	75.9 (1,928)	75.9 (1,928)	77.5 (1,968)
Outside panel to panel in. (mm)	73.5 (1,867)	89.1 (2,264)	89.1 (2,264)	91.2 (2,316)
Number of tine bars	3	3	4	4
Number of tines	66	84	112	112
Augers in. (mm)	13 O.D. (330)	13 O.D. (330)	11 O.D. (280)	12.5 O.D. (318)
Protection	Belt drive	Belt drive	Overrunning torque limiter	Slip and overrunning clutch
Gauge wheels	2 (one per side)	2 (one per side)	2 (one per side)	2 (one per side)
<b>Feeding System</b>				
Stuffer	Crank type w/4 tines	Crank type w/4 tines	Crank type w/4 tines	Crank type cam controlled w/3 tines
Drive	No. 60 chain	No. 60 chain	No. 60HD chain	No. 80 chain
Protection	Shearbolt	Shearbolt	Shearbolt	Shearbolt
<b>Plunger</b>				
Speed: strokes / min.	92	100	100	100
Length of stroke: in. (mm)	21.7 (550)	21.7 (550)	22 (550)	23 (584)
Mounting	7 sealed ball bearing rollers	7 sealed ball bearing rollers	8 sealed ball bearing rollers	8 sealed ball bearing rollers
<b>Tying Mechanism</b>				
Type	Knotters	Knotters	Knotters	Knotters
Protection	Shearbolt	Shearbolt	Shearbolt	Shearbolt
Twine container capacity	4 balls	6 balls	10 balls	10 balls
<b>Tractor Requirements</b>				
Minimum PTO HP (kW)	45 (34)	45 (34)	50 (37)	50 (37)
PTO speed RPM	540	540	540	540
Hydraulics	None for standard baler	None for standard baler	None for standard baler	One double acting remote valve (for hydraulic pickup lift)
<b>Optional Kits</b>				
	Bale chute Bale chute extension Bale chute quarter turn Wagon hitch kit Hydraulic bale tension kit Hydraulic pickup lift kit Field light kit Bale thrower	Bale chute Bale chute extension Bale chute quarter turn Wagon hitch kit Hydraulic bale tension kit Hydraulic pickup lift kit Field light kit Bale thrower	Bale chute Bale chute extension Bale chute quarter turn Wagon hitch kit Hydraulic bale tension kit Hydraulic pickup lift kit Field light kit Bale thrower	Bale chute Bale chute extension Bale chute quarter turn Field light kit Knotter lubrication system



Play It Safe. Work Safely.

Specifications are manufacturer's estimates at time of publication and are subject to change without prior notification.



BALER MODEL	1844S	1844N
<b>Bale Size</b>		
Size of chamber in. (mm)	15 x 22 (380 x 560)	15.75 x 22 (400 x 560)
Bale length in. (mm)	12 to 52 (305 to 1,321)	12 to 52 (305 to 1,321)
<b>Dimensions &amp; Weight</b>		
Length w/bale chute in. (mm)	285 (7,239)	285 (7,239)
Width (overall) in. (mm)	104 (2,642)	104 (2,642)
Height w/shielding in. (mm)	69 (1,753)	69 (1,753)
Baler weight, approx. lbs. (kg.)	8,000 (3,632)	8,000 (3,632)
Tongue weight lbs. (kg.)	1,030 (468)	1,030 (468)
<b>Tires</b>		
Flotation	14L x 16.1, 12 Ply	14L x 16.1, 12 Ply
Pickup gauge wheels	4.00 x 16 pneumatic w/ inner tube	4.00 x 16 pneumatic w/ inner tube
<b>Pickup</b>		
Drive	Drive shaft and roller chain	Drive shaft and roller chain
Width		
Tine to tine in. (mm)	70.2 (1,783)	70.2 (1,783)
Inside panel to panel in. (mm)	77.5 (1,969)	77.5 (1,969)
Outside panel to panel in. (mm)	91.2 (2,317)	91.2 (2,317)
Overall w/gauge wheels in. (mm)	108.5 (2,756)	108.5 (2,756)
Number of tine bars	4	4
Number and type of tines	56, double tines	56, double tines
Tine spacing in. (mm)	2.6 (66)	2.6 (66)
Tine control	Dual camtracks	Dual camtracks
Protection	Slip & overrunning clutch	Slip & overrunning clutch
Augers		
Length in. (mm)	33.5 (852)	27.6 (700)
Shaft size in. (mm)	1.38 (34.9)	1.25 (31.8)
Speed RPM	278	212
Gauge wheels	2 (one per side)	2 (one per side)
Pickup lift	Hydraulic cylinder	Hydraulic cylinder
<b>Feeding System</b>		
Stuffer crank	6 tines	8 tines
Protection	Shearbolt	Shearbolt
<b>Plunger</b>		
Speed: strokes / min.	90	90
Length of stroke: in. (mm)	21.9 (556)	21.9 (556)
Mounting	10 sealed ball bearing rollers	10 sealed ball bearing rollers
<b>Tractor Requirements</b>		
Minimum PTO HP (kW)	80 (60)	80 (60)
<b>Hydraulic System</b>		
Type	Self-contained	Self-contained
Pump displacement gpm (L/min)	3.6 (13.6)	3.6 (13.6)
<b>Towing Vehicle Requirements</b>		
Weight, minimum lbs. (kg.)	5,700 (2,588)	5,700 (2,588)
Electrical	12 VDC w/ ASAE 7-pin connector for warning lights	12 VDC w/ ASAE 7-pin connector for warning lights

BALER THROWER	
<b>General</b>	
Applicable models	1836/1838/1840
Thrower type	Belt
Belt drive	Hydraulic pump driven by baler
Apron belts	Flywheel
Type (number)	Wedge Grip pattern (2)
Size in. (mm)	12 (305)
<b>Bale Size</b>	
Cross section in. (mm)	14 x 18 (356 x 457)
Length in. (mm)	36 (914)
Bale weight (max.) lbs. (kg.)	70 (32)
<b>Dimensions and Weights</b>	
Length in. (mm)	63 (1,600)
Height in. (mm)	72 (1,829)
Weight (approx) lbs. (kg.)	500 (227)



AGCO may at any time, and from time to time, for technical or other necessary reasons, modify any of the data, specifications or warranty of the products described herein. Some equipment shown may be optional. Attention: Photographs in this publication may show protective shields and guards open or removed for the purposes of illustration. Be certain all shields and guards are in place during operation.



**HESSTON**  
by MASSEY FERGUSON



*AGCO is a premier manufacturer of agricultural equipment, providing high-tech solutions for professional farmers feeding the world. The company is dedicated to delivering superior customer service, innovation and quality. AGCO products are distributed in more than 140 countries worldwide.*

We proudly support:



© 2015 AGCO Corporation. **HESSTON** and **MASSEY FERGUSON** are registered trademarks of AGCO.

© 2015 AGCO Corporation. Massey Ferguson is worldwide brand of AGCO. Hesston is a brand of AGCO. AGCO, Massey Ferguson and Hesston are trademarks of AGCO. All rights reserved. HS15B004CR (01) 1 PD