



Cat[®] Brooms

SKID STEER LOADERS
MULTI TERRAIN LOADERS

Cat[®] Pickup, Angle and Utility Brooms are all available in two sweeping widths, and are used for cleaning and removing dirt, rock, snow and other debris from streets, parking lots, driveways, sidewalks and factory floors in a variety of construction, industrial and landscaping settings. They are also ideal for paving, specialty trades, recycling, demolition and airport maintenance applications.

Pickup Brooms

- Pickup Brooms sweep and deposit material into an integrated hopper bucket for easy removal and dumping. Bi-directional capabilities of the bristles allow Pickup and Utility Brooms to sweep in forward or reverse machine travel. Optimum sweeping style is in forward travel, resulting in over-the-brush pickup. Certain conditions require a dust pan style of sweeping, done in reverse travel.

Utility Brooms

- Utility Brooms sweep and collect light debris on smooth surfaces in forward or reverse travel. They can be adjusted for greater bristle down-force in tough applications such as sweeping course material out of a cold planer cut.

Angle Brooms

- Angle Brooms use a single variable speed, uni-directional gerotor style hydraulic motor, contained in a protective housing. They use a windrowing action to move loose debris ahead and to the side of the surface being swept. They can be oriented straight or angled up to 30° left or right of center in forward travel.

Direct drive motors

- Direct drive motors provide maximum performance and durability. Pickup and Utility Brooms use a single variable speed, bi-directional gerotor style hydraulic motor, contained in a special housing that is adjustable to compensate for bristle wear. Angle brooms use a single variable speed unidirectional gerotor style hydraulic motor contained in a protective housing.

Polypropylene/wire convoluted brushes

- Polypropylene/wire convoluted brushes provide optimum results for sweeping. Optional all-polypropylene and all-steel wire convoluted brushes are available for specialty applications. Convoluted brush sections are available in half-kits for easy maintenance and quick replacement.

Drop core design

- Drop core design allows for quick bristle replacement without removing hydraulic hoses.

Quick coupler

- Rugged, opposing edge design holds the work tool securely and allows the operator to quickly change from one high performance Cat Work Tool to another.

Compatibility

Model	Machines
BP15B	216B, 226B, 232B, 236B, 242B, 247B, 252B, 257B, 246C, 256C, 262C, 272C, 277C, 287C, 297C
BP18B	232B, 236B, 242B, 252B, 257B, 246C, 256C, 262C, 272C, 277C, 287C, 297C
BA18	216B, 226B, 232B, 236B, 242B, 247B, 252B, 257B, 246C, 256C, 262C, 272C, 277C, 287C, 297C
BU115	216B, 226B, 232B, 236B, 242B, 247B, 252B, 257B, 246C, 256C, 262C, 272C, 277C, 287C, 297C
BU118	232B, 236B, 242B, 252B, 257B, 246C, 256C, 262C, 272C, 277C, 287C, 297C

Cat Brooms

Pickup Brooms

Bolt-on cutting edges and sight gauge on hopper hood

- Cat bolt-on cutting edges on hopper bucket increases wear life. Sight gauge on hopper hood ensures proper positioning when operating in forward travel and minimizes wear on bucket edge and bottom.

Interior deflectors, rear bucket seal, and side brush

- Interior deflectors, rear bucket seal, and side brush stripping direct dirt and dust into the bucket and reduce spillage and air-borne contaminants.

Large hopper capacity and wide bucket opening

- Large hopper capacity allows greater productivity with longer sweeping cycles before emptying the hopper. Wide bucket opening permits fast, efficient dumping.

Dual chain and loader arm bracket system

- Dual chain and loader arm bracket system holds brush housing horizontally when emptying the hopper.

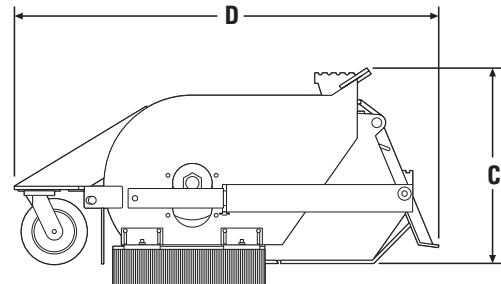
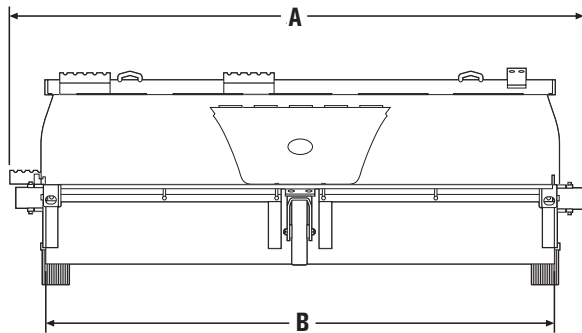
Heavy-duty low profile pneumatic guide wheel

- Heavy-duty low profile pneumatic guide wheel supports the hood during sweeping.

Optional all-steel wire gutter brush

- Optional all-steel wire gutter brush mounted on left or right side of broom assists in removing material from gutters and pavement edges.

Specifications



			BP15B		BP18B	
A Overall width	mm	(in)	1912	(75)	2217	(87)
B Sweeping width	mm	(in)	1524	(60)	1829	(72)
C Height	mm	(in)	754	(30)	754	(30)
D Length w/o gutter brush	mm	(in)	1632	(64)	1632	(64)
Unit weight*	kg	(lb)	435	(960)	468	(1032)
Motor size per rev	cm ³	(in ³)	409	(25)	409	(25)
Required hydraulic flow	L/min	(gpm)	30-83	(8-22)	30-83	(8-22)
Optimal hydraulic pressure	bar	(psi)	145-227	(2100-3300)	145-227	(2100-3300)
Brush speed (shaft) @ max flow**	rpm		190		190	
Hopper capacity (struck)***	m ³	(yd ³)	0.42	(0.55)	0.45	(0.59)
	m ³	(ft ³)	0.42	(14.9)	0.45	(15.9)
Brush diameter	mm	(in)	660	(26)	660	(26)
Gutter brush weight	kg	(lb)	40	(88)	40	(88)

* Weight without gutter brush option.

** Gutter brush receives 5 gpm maximum flow when installed.

*** Rated struck capacity shown as per ISO 7546:1983 and SAE J742 Feb85.

Utility Brooms

Reinforced high-strength steel and curved hood design

- Reinforced high-strength steel and curved hood design increases durability and protection from front hood impacts. Front-mounted torque tube adds stiffness.

Bi-directional bristle rotation and adjustable locking nut

- Bi-directional bristle rotation allows for dust pan or over-the-brush sweeping of debris. Adjustable locking nut allows brush core to float, reducing bristle wear, or provides positive brush down-force for aggressive sweeping.

Positive brush down-force

- Positive brush down-force allows aggressive sweeping in cuts by rapidly dragging broom backwards and sweeping millings under the brush core and into the bucket.

Large hopper capacity and wide bucket opening

- Large hopper capacity allows greater productivity with longer sweeping cycles. Wide bucket opening permits fast, efficient dumping.

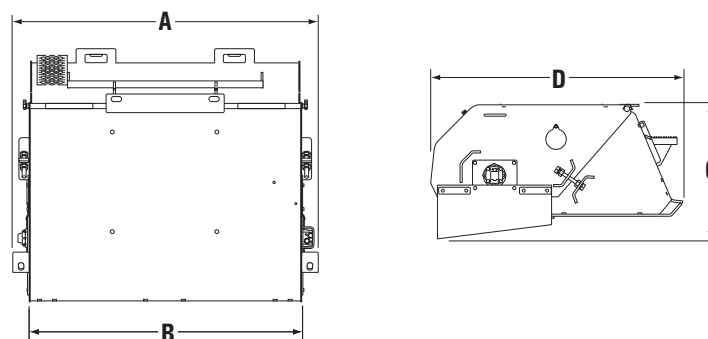
Optional bolt-on cutting edge and optional water sprinkler kit

- Optional bolt-on cutting edge extends the life of the hopper in severe applications. Optional water sprinkler kit is available for dust suppression.

Rubber boot on front and sides

- Rubber boot on front and sides aids in containing debris and airborne contaminants during sweeping.

Specifications



			BU115		BU118	
A Overall width	mm	(in)	1810	(71)	2115	(83)
B Sweeping width	mm	(in)	1510	(59)	1865	(73)
C Height	mm	(in)	793	(31)	793	(31)
D Length	mm	(in)	1490	(59)	1490	(59)
Unit weight	kg	(lb)	422	(930)	481	(1060)
Motor size	cm ³	(in ³)	393	(24.9)	393	(24.9)
Required hydraulic flow	L/min	(gpm)	30-83	(8-22)	30-83	(8-22)
Optimal hydraulic pressure	bar	(psi)	145-227	(2100-3300)	145-227	(2100-3300)
Brush speed (shaft) @ max flow	rpm		211		211	
Hopper capacity	m ³	(yd ³)	0.42	(0.55)	0.49	(0.64)
	m ³	(ft ³)	0.42	(14.9)	0.49	(17.4)
Brush diameter	mm	(in)	660	(26)	660	(26)

Cat Brooms

Angle Brooms



Manual or hydraulic angling and hydraulic angling option

- Manual or hydraulic angling for quick change angling up to 30° right or left of center. Hydraulic angling option allows operator to control broom angle from the operator compartment. Manual angling brooms can be easily converted to hydraulic angling.

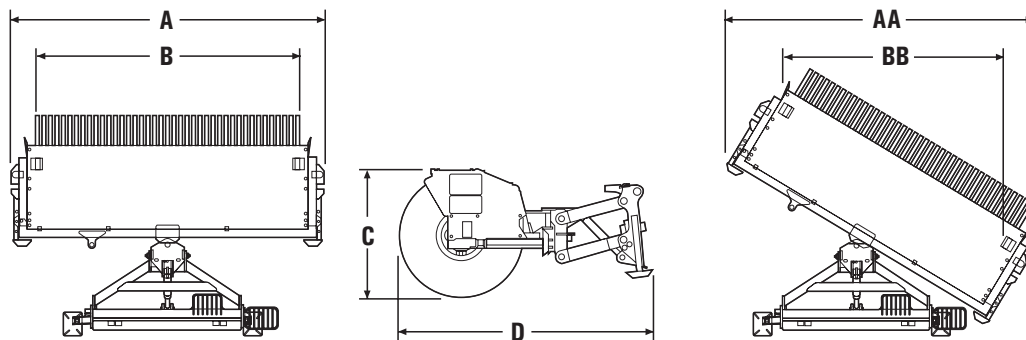
Heavy-duty storage stands

- Heavy-duty storage stands allow the broom to be transported and stored without damaging the bristles.

Optional water sprinkler and optional bolt-on hood extension and rubber flap

- Optional water sprinkler kit is available for dust suppression. Optional bolt-on hood extension and rubber flap are available when conditions or regulations require.

Specifications



BA18

A Overall width straight	mm	(in)	2312	(91)
B Sweeping width straight	mm	(in)	2134	(84)
AA Overall width angled ($\pm 30^\circ$)	mm	(in)	2328	(92)
BB Sweeping width angled ($\pm 30^\circ$)	mm	(in)	1702	(67)
C Height	mm	(in)	845	(33)
D Length	mm	(in)	1718	(68)
Motor size per rev	cm ³	(in ³)	409	(25)
Required hydraulic flow	L/min	(gpm)	42-83	(11-22)
Optimal hydraulic pressure	bar	(psi)	145-227	(2100-3300)
Brush speed (shaft) @ max flow	rpm		190	
Brush diameter	mm	(in)	813	(32)
Hood extension weight	kg	(lb)	20	(45)

For more complete information on Cat products, dealer services, and industry solutions, visit us on the web at www.cat.com

AEHQ5846 (11-06)

© 2006 Caterpillar
All Rights Reserved
Printed in U.S.A.

Replaces AEHQ5354-03

Materials and specifications are subject to change without notice. Featured machines in photos may include additional equipment. See your Caterpillar dealer for available options.

CAT, CATERPILLAR, their respective logos, "Caterpillar Yellow," and the POWER EDGE trade dress, as well as corporate and product identity used herein, are trademarks of Caterpillar and may not be used without permission.

CATERPILLAR[®]