

# Log Splitter

**EDGE**<sup>TM</sup>



- ★ *Split up to a 25" (635mm) log*
- ★ *Vertical and horizontal cutting positions*
- ★ *Detented control valve for automatic return*

The EDGE Skid Steer mounted Log Splitter is designed to handle large, hard to split logs with ease by delivering 30 tons of force. The unique design of the pivoting I-Beam provides vertical or horizontal splitting positions.

The log tray can hold logs up to 25" (635mm). It extends and retracts with a hydraulic cylinder, carrying the unsplit portion of the log back to be repositioned for the next cut.

The splitting wedge, rail-mounted on an angle, combined with high pressure ratings of 34 ton splitting force. Universal mounting brackets allow for unit to be directly mounted on the skid steer or use the removable foot for self-support to store the splitter or for using while off the skid steer loader and not detaching other attachments.

This unit features an adjustable flow control valve for various skid steers as well as a detented control valve in reverse direction.

A must have for agricultural applications, rental centers, homeowners, landscapers, city and municipalities.

**ceattachmentsinc.**

EVERY attachment FOR EVERY JOB.

phone: 1.866.232.8224 • direct line: 1.262.387.1210 • fax: 1.262.387.1247  
[www.ceattach.com](http://www.ceattach.com)

# Log Splitter

## SPECIFICATIONS

**EDGE**<sup>TM</sup>



### FITS SKID STEER LOADERS

#### Features/Benefits:

- 5" (127mm) cylinder
- 24" (610mm) stroke
- 30 Ton pressure @ 3000PSI
- Detented control valve for automatic return
- Adjustable flow control valve to match the skid steer
- Vertical and horizontal splitting positions
- Third leg for remote horizontal splitting and storage
- Powdered coated paint for durability

#### Specifications:

Length	69.75" (177.2cm)	Max. Log Length	25" (635mm)
Width	32" (81.3cm)	Max. GPM	16 Gallons per Minute
Height	34" (86.36cm)	Splitting Tons	34 Ton
Weight	400 lbs (182kg)	Cylinder Size	5" x 24" (127mm x 610mm)

### Complimentary Products




X-D Trenchers



Compaction Plates




X-D Dual Head Brush Mower




X-D Stump Grinder




Augers



Industrial Tine Grapple



Specialty Buckets



Tree Transplanters

**ceattachmentsinc.**

**SPEC #590696**

EVERY attachment FOR EVERY JOB.

phone: 1.866.232.8224 • direct line: 1.262.387.1210 • fax: 1.262.387.1247  
www.ceattach.com