


Tree Transplanter



Transplanter

 **Compact design allows for movement in tight areas**

 **Spades are available for various soil types**

 **Teflon bearing slides require no greasing**



Rear Stabilizer

Designed specifically for nurserymen and landscapers, this specialty attachment will stand up to the tough jobs associated with these applications. Its rugged, yet compact design does not compromise the maneuverability of the skid steer loader. Available with various digging cone styles for all soil types.

Features of the tree transplanter include three compact, double-acting cylinders. This reduces the height and weight of the transplanter allowing better visibility and maneuverability in tight nursery row conditions. Teflon bearing slides require no greasing for less maintenance. The hydraulic gate has a wide opening for moving around trees. This attachment is a must have for landscapers and nurseries

ceattachmentsinc.

Every Attachment for EVERY Job.®

phone: 1.866.232.8224

direct line: 1.262.387.1210

fax: 1.262.387.1247

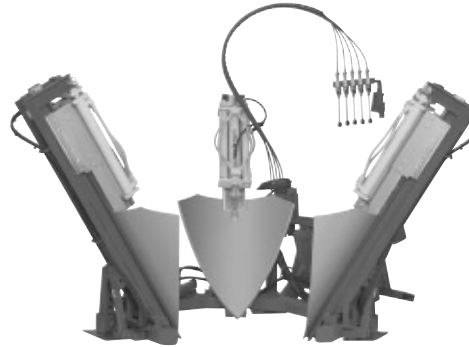
web: www.ceattach.com

Tree Transplanter SPECIFICATIONS

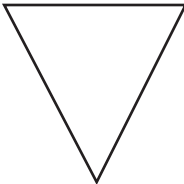
FITS SKID STEER LOADERS

Features/Benefits:

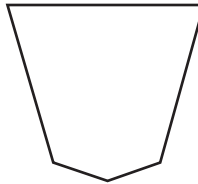
- In-cab controls for all functions of transplanter
- Three spade styles for all soil types
- Spades are made of tough T-1 steel
- *Rear stabilizers and counterweights are required on most skid steer loaders*



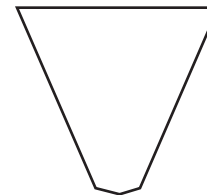
Cone Shaped Spade: All purpose spade for all types of soils. Shears tough tap roots and works excellent in very sandy soils.



Truncated Spade: Ideal in heavy clay type soils. Produces a beautiful pot-shaped nurseryman's ball Easier to basket and burlap a tree.



Semi-Truncated Spade: Can be used in both sandy and clay type soils. Great in areas where soil type can vary.



Specifications:


Model	Weight	Spade Cylinder Diameter	Number of Spades	Ball Diameter	Ball Weight	Skid Loader Minimum HP
501	1050 lb (476 kg)	2" (51 mm)	3	30" (762 mm)	380 lb (172 kg)	35 HP
636*	1700 lb (771 kg)	2.75" (70 mm)	3	36" (914 mm)	800 lb (363 kg)	80 HP
642*	2100 lb (953 kg)	2.75" (70 mm)	4	42" (1067 mm)	1200 lb (544 kg)	80 HP

*These transplanters feature compound triple cylinders for lower profile and work in tight areas.

Complimentary Products



Roto Tiller



Power Rake



Stump Grinder




Post Driver



Spreader



Combination Bucket



Hi-Reach Clipper

ceattachmentsinc.

Every Attachment for EVERY Job.®

Spec #590699

phone: 1.866.232.8224

direct line: 1.262.387.1210

fax: 1.262.387.1247

web: www.ceattach.com